

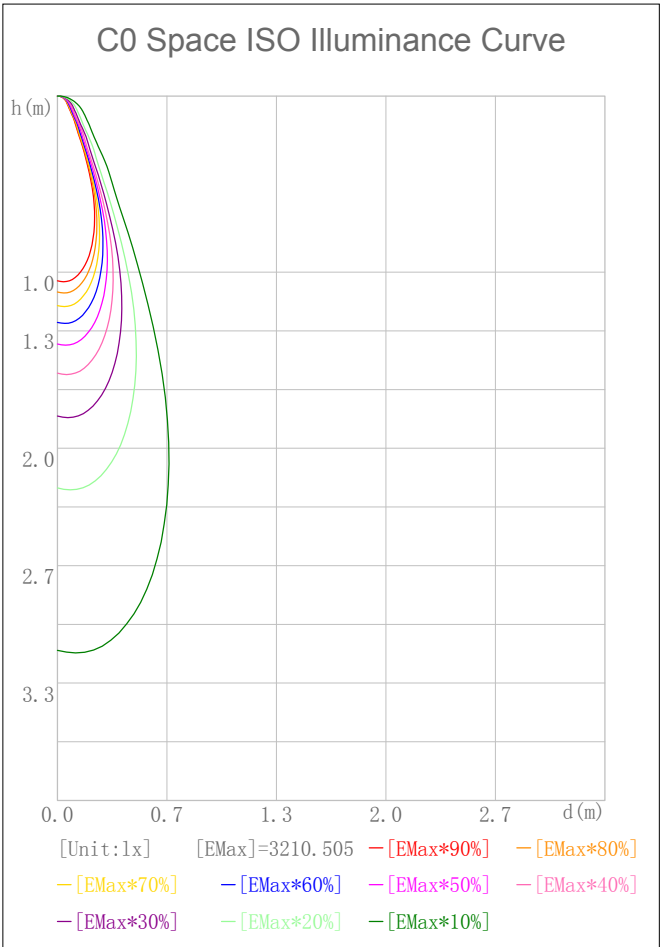
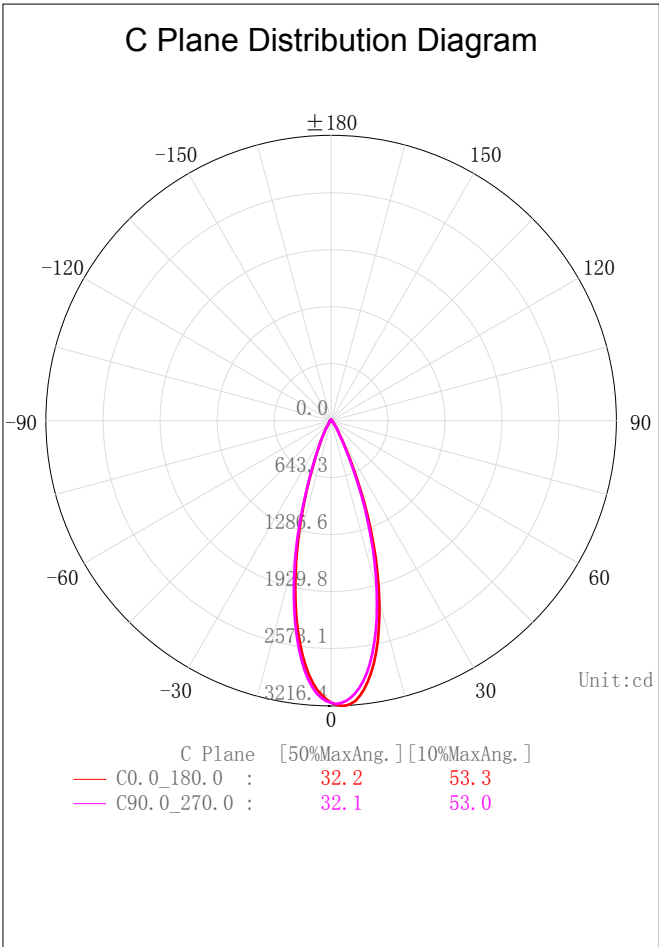
Indoor Luminaire Photometric Data

Description Information

Luminary Name: TR04-15-XX-01 2700K RA90 36D		Lum. Catalog:	Test ID: 01
Lamp Name:		Lamp Catalog: LED	Test Date: 2020/07/09
Manufacture: Shenzhen Norming Lighting Co., Ltd		Shld. Ang(°):	Test Machine:GON-2000
Test Lab: Quality Department		Frequency (Hz):	Lamp CCT (K): Ra:
Lum. Size (W*L*H):0.050m*0.000m*0.000m		Lum. Area (m2):0.002	Lum. W (kg): 0.000
Test System: C, γ	Test Step: C=90.0 γ=1.0	Temp. (°C): 25	Humidity(%): 50.0

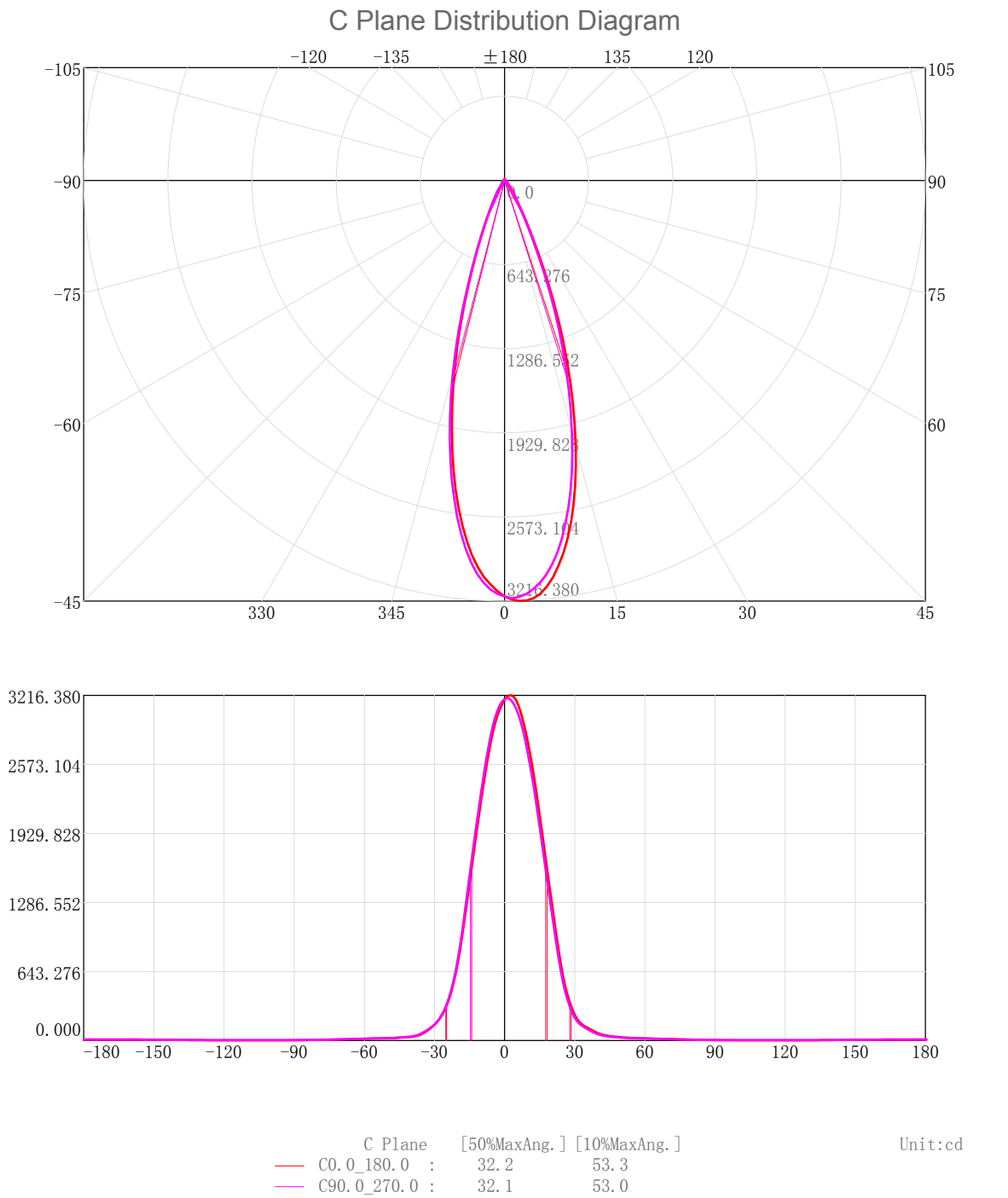
Character Parameter

Lamp Speciality Parameter		Luminaire Speciality Parameter	
Rated Flux(lm): 1142.600	Luminary Flux(lm): 1142.597	Field Angle(10%Imax): 53.3(°)	
Rated Power(W):	Luminary Efficiency: 100.00%	Down Lumens&Percent: 1110.567lm 97.20%	
Rated Voltage(V):	Luminary EER(lm/W): 76.479	Up Lumens&Percent: 32.030lm 2.80%	
Tested Power(W): 14.940	Max. Candela(cd): 3216.380	S/MH: C0_a180=0.540 C90_270=0.536	
Lamps' Inside: 1	Max Cand@Ang. (°): C=0.0 γ=2.0	CIE Type: Semi-Direct	
Tested Electrics (V, A, pf):240.1, 0.064, 0.964	Beam Angle(50%Imax): 32.2(°)	ErP Φ use(90°): 1035.900lm	
Lamp Size (W*L*H):0.050m*0.000m*0.000m	Left=-14.1°, Right=18.1°	IRF(%): 577.132	



2D Plane Light Intensity Distribution Curve

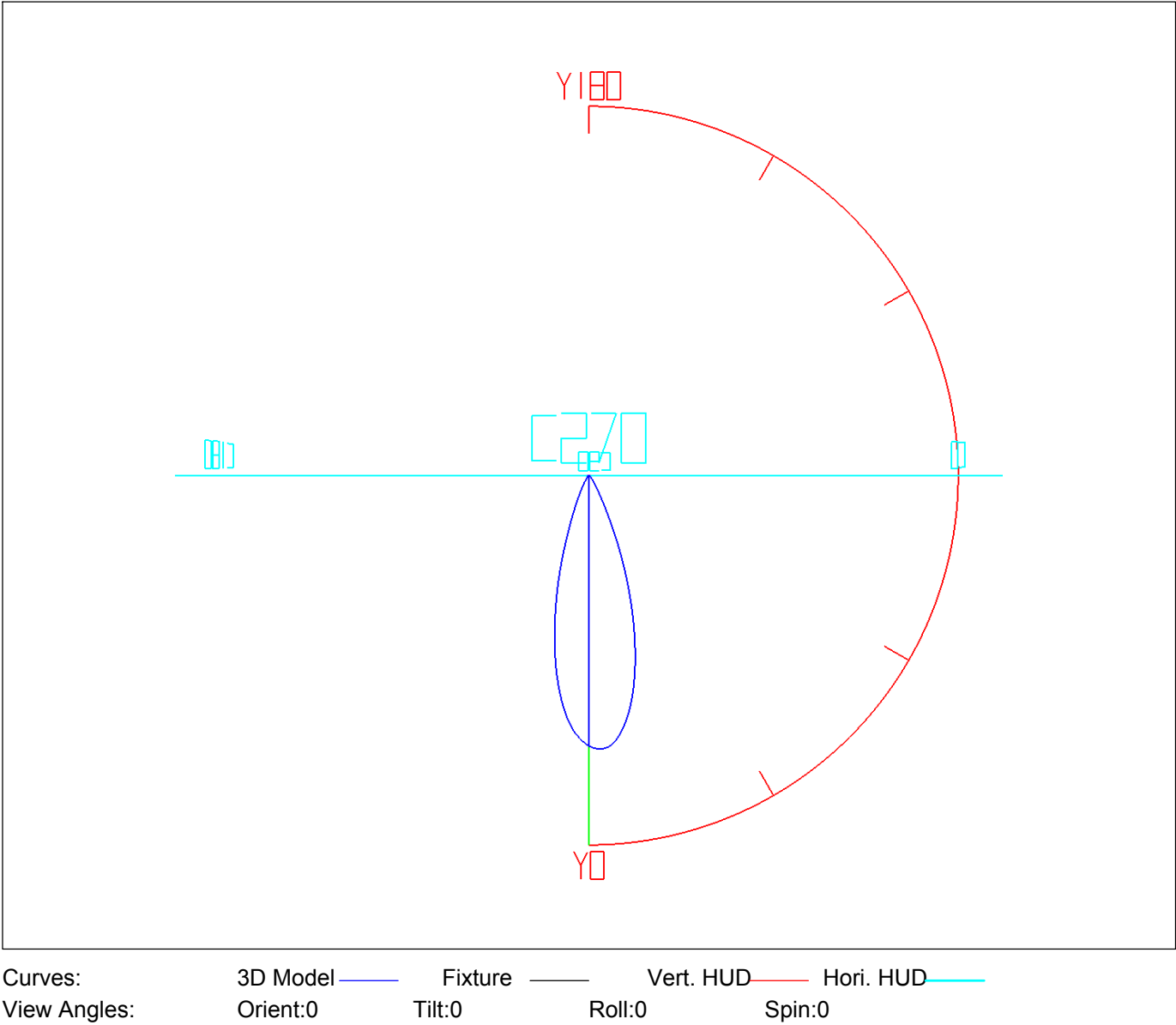
Lum. Name: TR04-15-XX-01 2700K RA90 36D	Lum. Catalog:	Test ID: 01
Lamp Name:	Lamp Catalog: LED	Test Lab: Quality Department
Manufacture: Shenzhen Norming Lighting Co., Ltd	Test Machine:GON-2000	Test Date: 2020/07/09



3D Light Intensity Distribution Modal

Lum. Name:TR04-15-XX-01 2700K RA90 36D	Lum. Catelog:	Test ID:01
Lamp Name:	Lamp Catelog:LED	Test Lab:Quality Department
Manufacture:Shenzhen Norming Lighting Co., Ltd	Test Machine:GON-2000	Test Date:2020/07/09

3D Light Intensity Distribution Modal



IES Indoor Report

Photometric Filename:TR04-15-XX-01 2700K RA90 36D.IES

Zonal Flux Tabulation

Zone(γ)	Zone Flux (lm)	Sums Flux (lm)	Zone%Lamp	Sums%Lamp	Zone(γ)	Zone Flux (lm)	Sums Flux (lm)	Zone%Lamp	Sums%Lamp
0.0-1.0	3.04	3.04	0.27	0.27	47.0-48.0	2.38	1052.51	0.21	92.11
1.0-2.0	9.08	12.12	0.80	1.06	48.0-49.0	2.32	1054.82	0.20	92.32
2.0-3.0	15.02	27.14	1.31	2.38	49.0-50.0	2.26	1057.08	0.20	92.52
3.0-4.0	20.75	47.89	1.82	4.19	50.0-51.0	2.20	1059.28	0.19	92.71
4.0-5.0	26.21	74.10	2.29	6.49	51.0-52.0	2.14	1061.42	0.19	92.89
5.0-6.0	31.29	105.39	2.74	9.22	52.0-53.0	2.09	1063.50	0.18	93.08
6.0-7.0	35.91	141.30	3.14	12.37	53.0-54.0	2.05	1065.55	0.18	93.26
7.0-8.0	40.01	181.31	3.50	15.87	54.0-55.0	2.01	1067.56	0.18	93.43
8.0-9.0	43.55	224.86	3.81	19.68	55.0-56.0	1.97	1069.52	0.17	93.60
9.0-10.0	46.46	271.32	4.07	23.75	56.0-57.0	1.93	1071.45	0.17	93.77
10.0-11.0	48.70	320.03	4.26	28.01	57.0-58.0	1.89	1073.34	0.17	93.94
11.0-12.0	50.26	370.28	4.40	32.41	58.0-59.0	1.86	1075.20	0.16	94.10
12.0-13.0	51.13	421.41	4.47	36.88	59.0-60.0	1.82	1077.02	0.16	94.26
13.0-14.0	51.29	472.70	4.49	41.37	60.0-61.0	1.78	1078.79	0.16	94.42
14.0-15.0	50.77	523.47	4.44	45.81	61.0-62.0	1.74	1080.53	0.15	94.57
15.0-16.0	49.60	573.07	4.34	50.15	62.0-63.0	1.70	1082.23	0.15	94.72
16.0-17.0	47.79	620.86	4.18	54.34	63.0-64.0	1.65	1083.88	0.14	94.86
17.0-18.0	45.39	666.25	3.97	58.31	64.0-65.0	1.60	1085.48	0.14	95.00
18.0-19.0	42.51	708.76	3.72	62.03	65.0-66.0	1.56	1087.04	0.14	95.14
19.0-20.0	39.29	748.05	3.44	65.47	66.0-67.0	1.51	1088.55	0.13	95.27
20.0-21.0	35.93	783.98	3.14	68.61	67.0-68.0	1.46	1090.01	0.13	95.40
21.0-22.0	32.46	816.44	2.84	71.45	68.0-69.0	1.41	1091.42	0.12	95.52
22.0-23.0	28.95	845.39	2.53	73.99	69.0-70.0	1.36	1092.78	0.12	95.64
23.0-24.0	25.52	870.91	2.23	76.22	70.0-71.0	1.31	1094.09	0.11	95.75
24.0-25.0	22.30	893.21	1.95	78.17	71.0-72.0	1.26	1095.36	0.11	95.87
25.0-26.0	19.37	912.59	1.70	79.87	72.0-73.0	1.21	1096.57	0.11	95.97
26.0-27.0	16.80	929.38	1.47	81.34	73.0-74.0	1.17	1097.74	0.10	96.07
27.0-28.0	14.57	943.96	1.28	82.61	74.0-75.0	1.12	1098.86	0.10	96.17
28.0-29.0	12.68	956.63	1.11	83.72	75.0-76.0	1.07	1099.93	0.09	96.27
29.0-30.0	11.05	967.68	0.97	84.69	76.0-77.0	1.03	1100.96	0.09	96.36
30.0-31.0	9.69	977.37	0.85	85.54	77.0-78.0	0.98	1101.94	0.09	96.44
31.0-32.0	8.60	985.97	0.75	86.29	78.0-79.0	0.94	1102.88	0.08	96.52
32.0-33.0	7.69	993.66	0.67	86.97	79.0-80.0	0.89	1103.77	0.08	96.60
33.0-34.0	6.92	1000.59	0.61	87.57	80.0-81.0	0.85	1104.63	0.07	96.68
34.0-35.0	6.24	1006.83	0.55	88.12	81.0-82.0	0.81	1105.43	0.07	96.75
35.0-36.0	5.62	1012.45	0.49	88.61	82.0-83.0	0.77	1106.20	0.07	96.81
36.0-37.0	5.05	1017.51	0.44	89.05	83.0-84.0	0.73	1106.93	0.06	96.88
37.0-38.0	4.54	1022.05	0.40	89.45	84.0-85.0	0.69	1107.62	0.06	96.94
38.0-39.0	4.10	1026.14	0.36	89.81	85.0-86.0	0.65	1108.27	0.06	97.00
39.0-40.0	3.72	1029.86	0.33	90.13	86.0-87.0	0.62	1108.88	0.05	97.05
40.0-41.0	3.42	1033.28	0.30	90.43	87.0-88.0	0.59	1109.47	0.05	97.10
41.0-42.0	3.18	1036.46	0.28	90.71	88.0-89.0	0.56	1110.03	0.05	97.15
42.0-43.0	3.00	1039.46	0.26	90.97	89.0-90.0	0.54	1110.57	0.05	97.20
43.0-44.0	2.85	1042.31	0.25	91.22	90.0-91.0	0.52	1111.08	0.05	97.24
44.0-45.0	2.73	1045.04	0.24	91.46	91.0-92.0	0.50	1111.59	0.04	97.29
45.0-46.0	2.61	1047.65	0.23	91.69	92.0-93.0	0.49	1112.08	0.04	97.33
46.0-47.0	2.48	1050.13	0.22	91.91	93.0-94.0	0.48	1112.56	0.04	97.37

IES Indoor Report

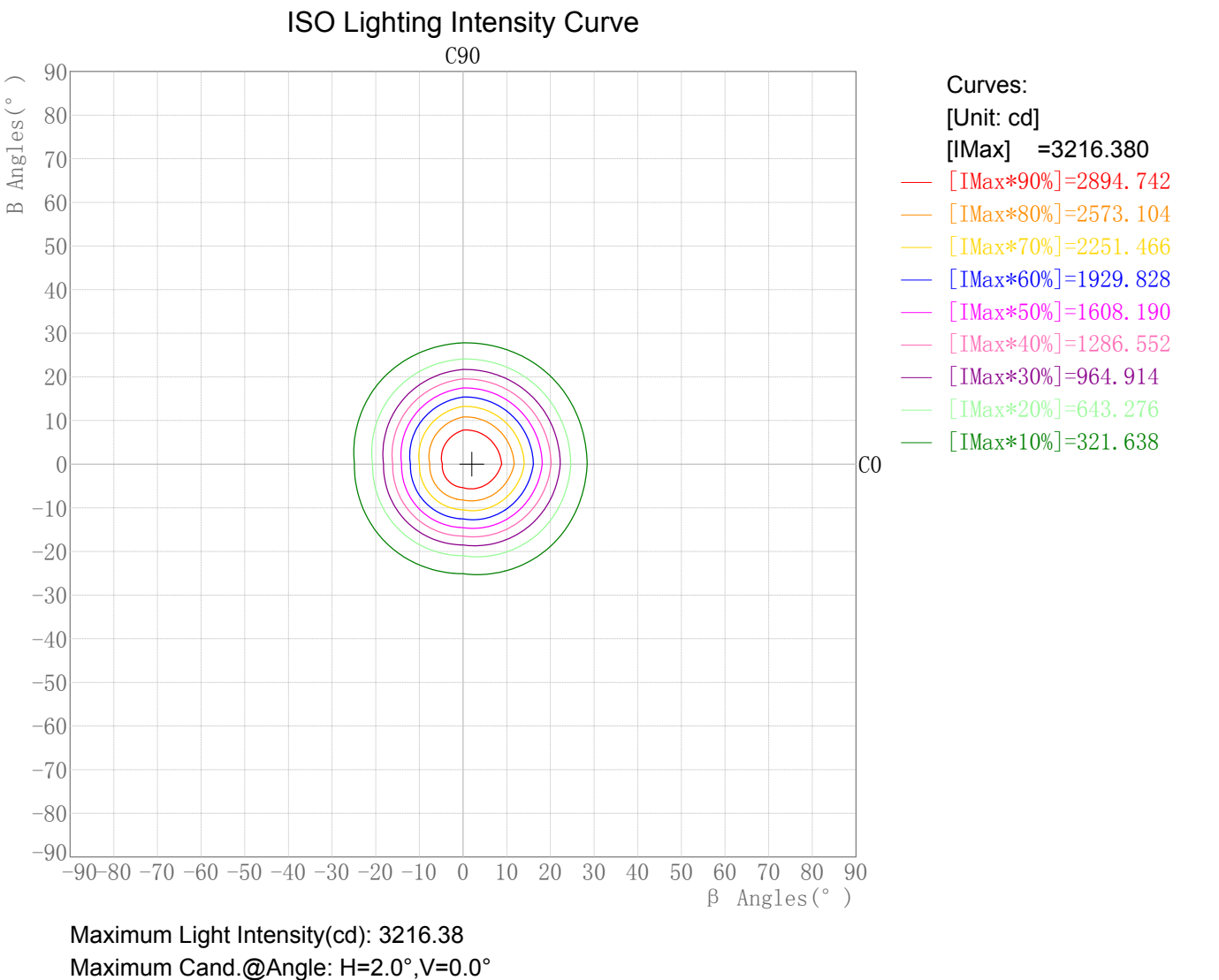
Photometric Filename:TR04-15-XX-01 2700K RA90 36D.IES

Zonal Flux Tabulation - (Cont.)

Zone(γ)	Zone Flux (lm)	Sums Flux (lm)	Zone%Lamp	Sums%Lamp	Zone(γ)	Zone Flux (lm)	Sums Flux (lm)	Zone%Lamp	Sums%Lamp
94.0-95.0	0.47	1113.03	0.04	97.41	141.0-142.0	0.44	1131.03	0.04	98.99
95.0-96.0	0.46	1113.49	0.04	97.45	142.0-143.0	0.45	1131.48	0.04	99.03
96.0-97.0	0.46	1113.95	0.04	97.49	143.0-144.0	0.45	1131.93	0.04	99.07
97.0-98.0	0.45	1114.40	0.04	97.53	144.0-145.0	0.45	1132.39	0.04	99.11
98.0-99.0	0.44	1114.84	0.04	97.57	145.0-146.0	0.46	1132.84	0.04	99.15
99.0-100.0	0.43	1115.28	0.04	97.61	146.0-147.0	0.46	1133.30	0.04	99.19
100.0-101.0	0.43	1115.70	0.04	97.65	147.0-148.0	0.46	1133.76	0.04	99.23
101.0-102.0	0.42	1116.12	0.04	97.68	148.0-149.0	0.46	1134.22	0.04	99.27
102.0-103.0	0.41	1116.54	0.04	97.72	149.0-150.0	0.46	1134.68	0.04	99.31
103.0-104.0	0.41	1116.95	0.04	97.75	150.0-151.0	0.45	1135.13	0.04	99.35
104.0-105.0	0.40	1117.35	0.04	97.79	151.0-152.0	0.45	1135.58	0.04	99.39
105.0-106.0	0.40	1117.74	0.03	97.82	152.0-153.0	0.44	1136.02	0.04	99.42
106.0-107.0	0.39	1118.13	0.03	97.86	153.0-154.0	0.44	1136.46	0.04	99.46
107.0-108.0	0.38	1118.52	0.03	97.89	154.0-155.0	0.43	1136.89	0.04	99.50
108.0-109.0	0.38	1118.90	0.03	97.93	155.0-156.0	0.42	1137.31	0.04	99.54
109.0-110.0	0.37	1119.27	0.03	97.96	156.0-157.0	0.41	1137.72	0.04	99.57
110.0-111.0	0.37	1119.64	0.03	97.99	157.0-158.0	0.40	1138.11	0.03	99.61
111.0-112.0	0.36	1120.00	0.03	98.02	158.0-159.0	0.38	1138.50	0.03	99.64
112.0-113.0	0.36	1120.36	0.03	98.05	159.0-160.0	0.37	1138.87	0.03	99.67
113.0-114.0	0.36	1120.72	0.03	98.08	160.0-161.0	0.36	1139.22	0.03	99.70
114.0-115.0	0.35	1121.07	0.03	98.12	161.0-162.0	0.34	1139.56	0.03	99.73
115.0-116.0	0.35	1121.42	0.03	98.15	162.0-163.0	0.32	1139.89	0.03	99.76
116.0-117.0	0.34	1121.76	0.03	98.18	163.0-164.0	0.31	1140.19	0.03	99.79
117.0-118.0	0.34	1122.10	0.03	98.21	164.0-165.0	0.29	1140.48	0.03	99.81
118.0-119.0	0.34	1122.44	0.03	98.24	165.0-166.0	0.27	1140.75	0.02	99.84
119.0-120.0	0.34	1122.78	0.03	98.27	166.0-167.0	0.25	1141.01	0.02	99.86
120.0-121.0	0.34	1123.12	0.03	98.29	167.0-168.0	0.23	1141.24	0.02	99.88
121.0-122.0	0.34	1123.45	0.03	98.32	168.0-169.0	0.22	1141.46	0.02	99.90
122.0-123.0	0.34	1123.79	0.03	98.35	169.0-170.0	0.20	1141.65	0.02	99.92
123.0-124.0	0.34	1124.13	0.03	98.38	170.0-171.0	0.18	1141.83	0.02	99.93
124.0-125.0	0.34	1124.46	0.03	98.41	171.0-172.0	0.16	1141.99	0.01	99.95
125.0-126.0	0.34	1124.80	0.03	98.44	172.0-173.0	0.14	1142.13	0.01	99.96
126.0-127.0	0.34	1125.15	0.03	98.47	173.0-174.0	0.12	1142.26	0.01	99.97
127.0-128.0	0.35	1125.50	0.03	98.50	174.0-175.0	0.10	1142.36	0.01	99.98
128.0-129.0	0.35	1125.85	0.03	98.53	175.0-176.0	0.09	1142.45	0.01	99.99
129.0-130.0	0.36	1126.21	0.03	98.57	176.0-177.0	0.07	1142.51	0.01	99.99
130.0-131.0	0.36	1126.57	0.03	98.60	177.0-178.0	0.05	1142.56	0.00	100.00
131.0-132.0	0.37	1126.94	0.03	98.63	178.0-179.0	0.03	1142.59	0.00	100.00
132.0-133.0	0.38	1127.32	0.03	98.66	179.0-180.0	0.01	1142.60	0.00	100.00
133.0-134.0	0.38	1127.70	0.03	98.70					
134.0-135.0	0.39	1128.09	0.03	98.73					
135.0-136.0	0.40	1128.49	0.03	98.77					
136.0-137.0	0.41	1128.90	0.04	98.80					
137.0-138.0	0.41	1129.31	0.04	98.84					
138.0-139.0	0.42	1129.73	0.04	98.87					
139.0-140.0	0.43	1130.16	0.04	98.91					
140.0-141.0	0.43	1130.59	0.04	98.95					

Rectangle ISO Lighting Intensity Diagram

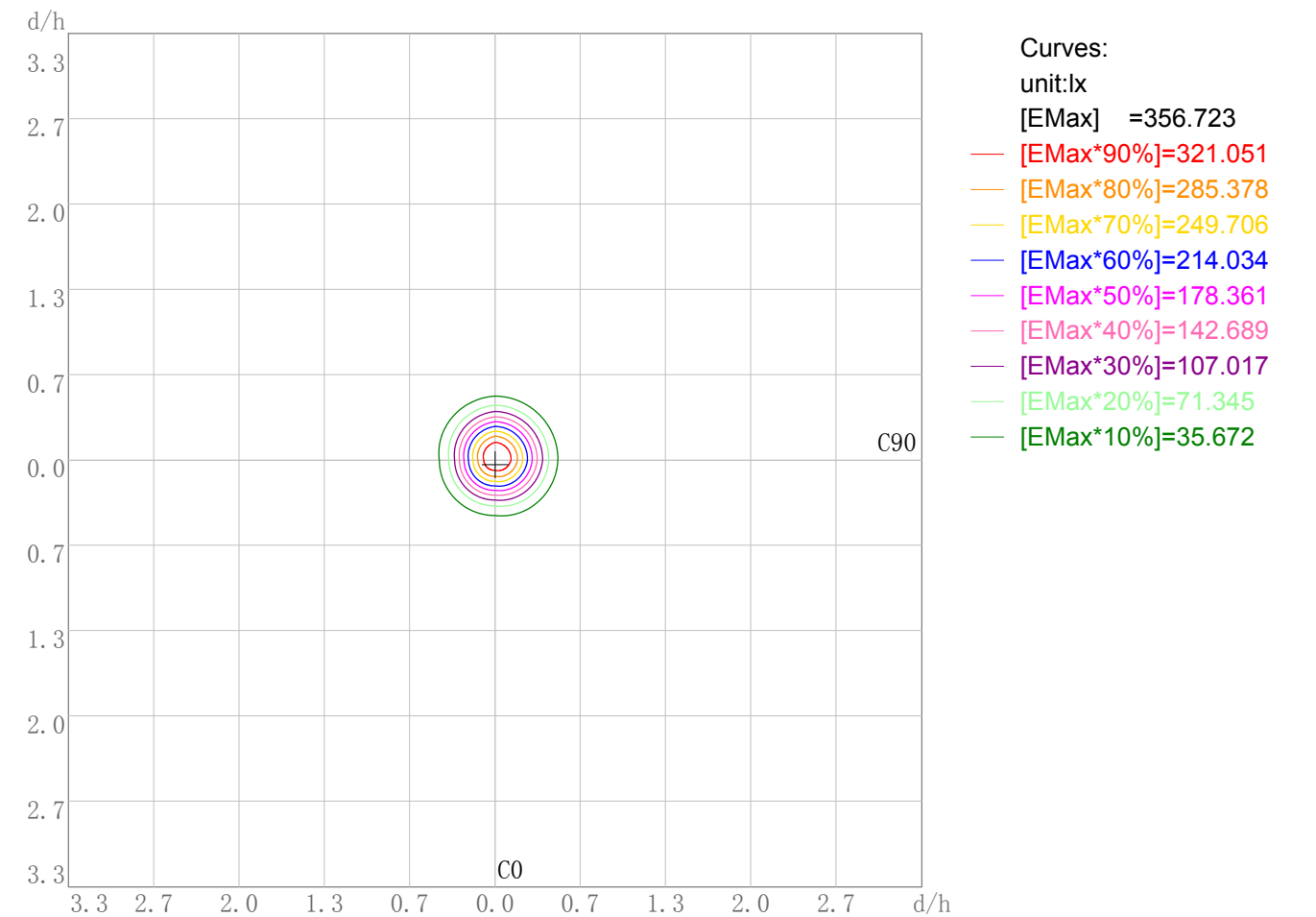
Lum. Name: TR04-15-XX-01 2700K RA90 36D	Lum. Catalog:	Test ID: 01
Lamp Name:	Lamp Catalog: LED	Test Lab: Quality Department
Manufacture: Shenzhen Norming Lighting Co., Ltd	Test Machine:GON-2000	Test Date: 2020/07/09



Plane ISO-Illuminance Diagram

Lum. Name:TR04-15-XX-01 2700K RA90 36D	Lum. Catalog:	Test ID:01
Lamp Name:	Lamp Catalog: LED	Test Lab: Quality Department
Manufacture: Shenzhen Norming Lighting Co., Ltd	Test Machine:GON-2000	Test Date: 2020/07/09

Plane ISO-Illuminance Curve



Working Plane Luminaire Mounting Height(m): 3.00
Working Plane Maximum Illuminance(lx): 356.72
Working Plane Maximum Illuminance Position(d/h):H0.0 V0.0

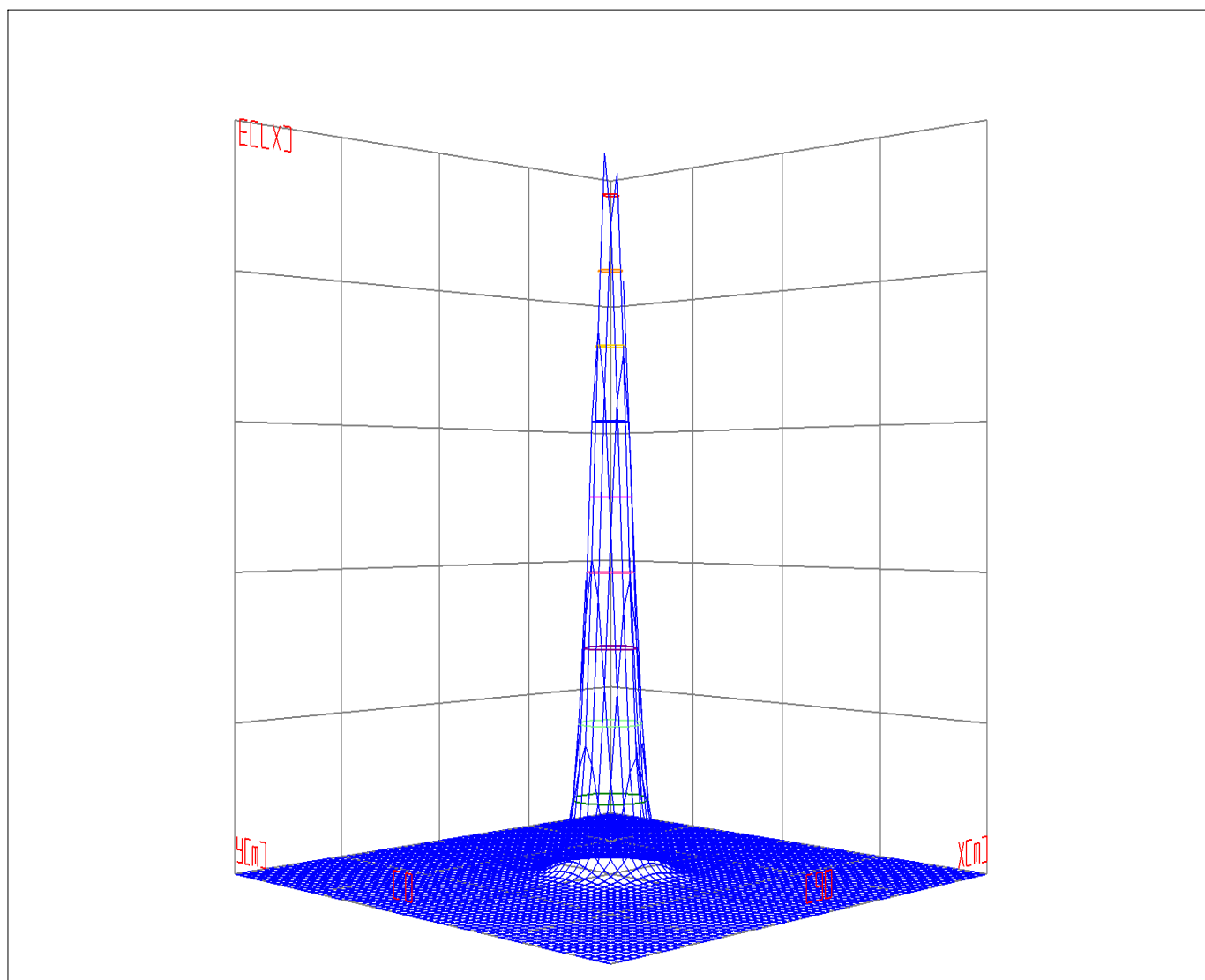
IES Indoor Report

Photometric Filename:TR04-15-XX-01 2700K RA90 36D.IES

3D Plane ISO Illuminance Diagram

Lum. Name: TR04-15-XX-01 2700K RA90 36D	Lum. Catalog:	Test ID: 01
Lamp Name:	Lamp Catalog: LED	Test Lab: Quality Department
Manufacture: Shenzhen Norming Lighting Co., Ltd	Test Machine:GON-2000	Test Date: 2020/07/09

3D Plane Illuminance Modal

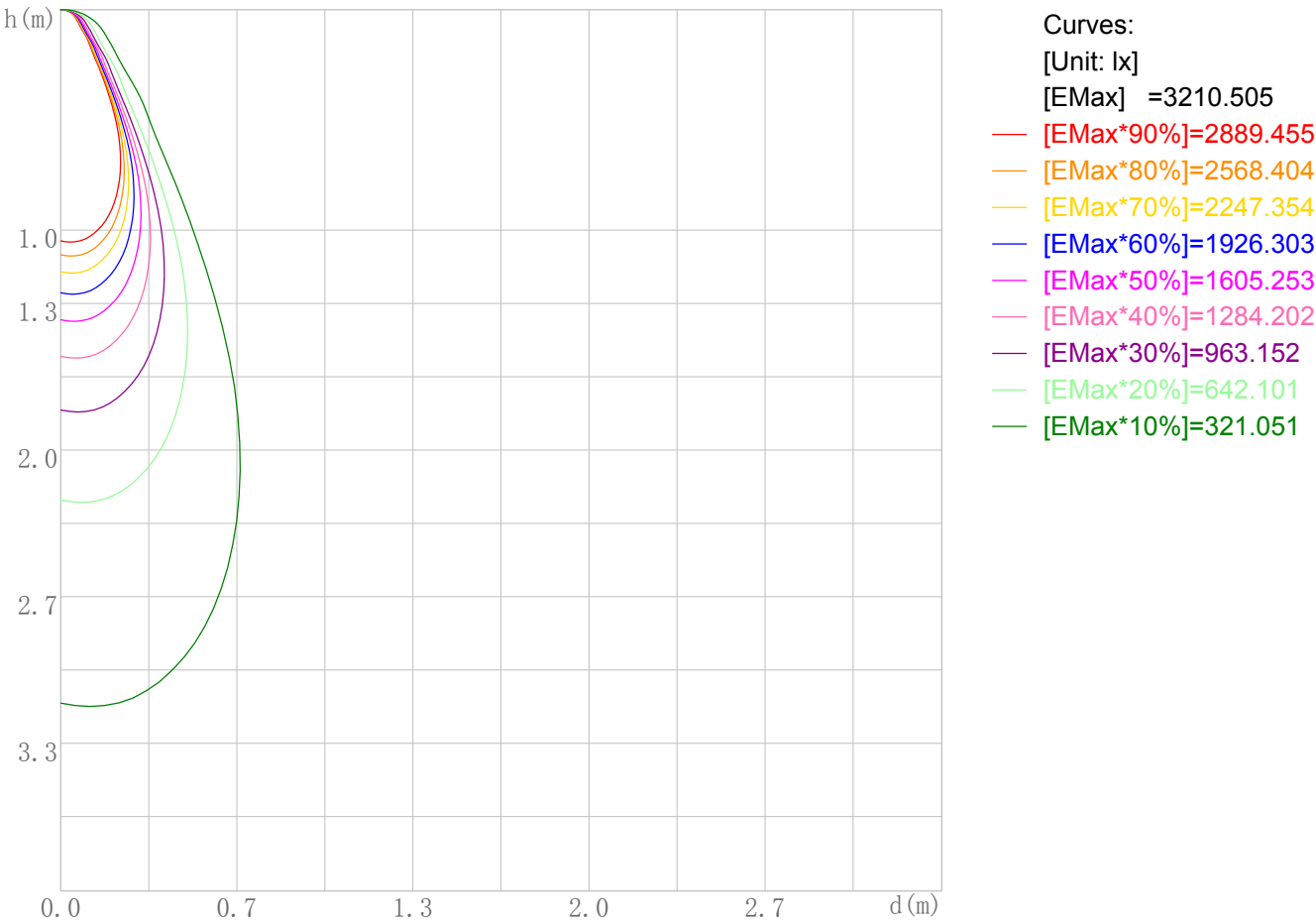


Curves: 3D Model — 90% — 80% — 70% — 60% — 50% — 40% — 30% — 20% — 10% —
View Angles(deg): 0 Height(m): 3.0 Distance(m): 10.0

Space ISO Illuminance Diagram

Lum. Name:TR04-15-XX-01 2700K RA90 36D	Lum. Catelog:	Test ID:01
Lamp Name:	Lamp Catelog:LED	Test Lab:Quality Department
Manufacture:Shenzhen Norming Lighting Co., Ltd	Test Machine:GON-2000	Test Date:2020/07/09

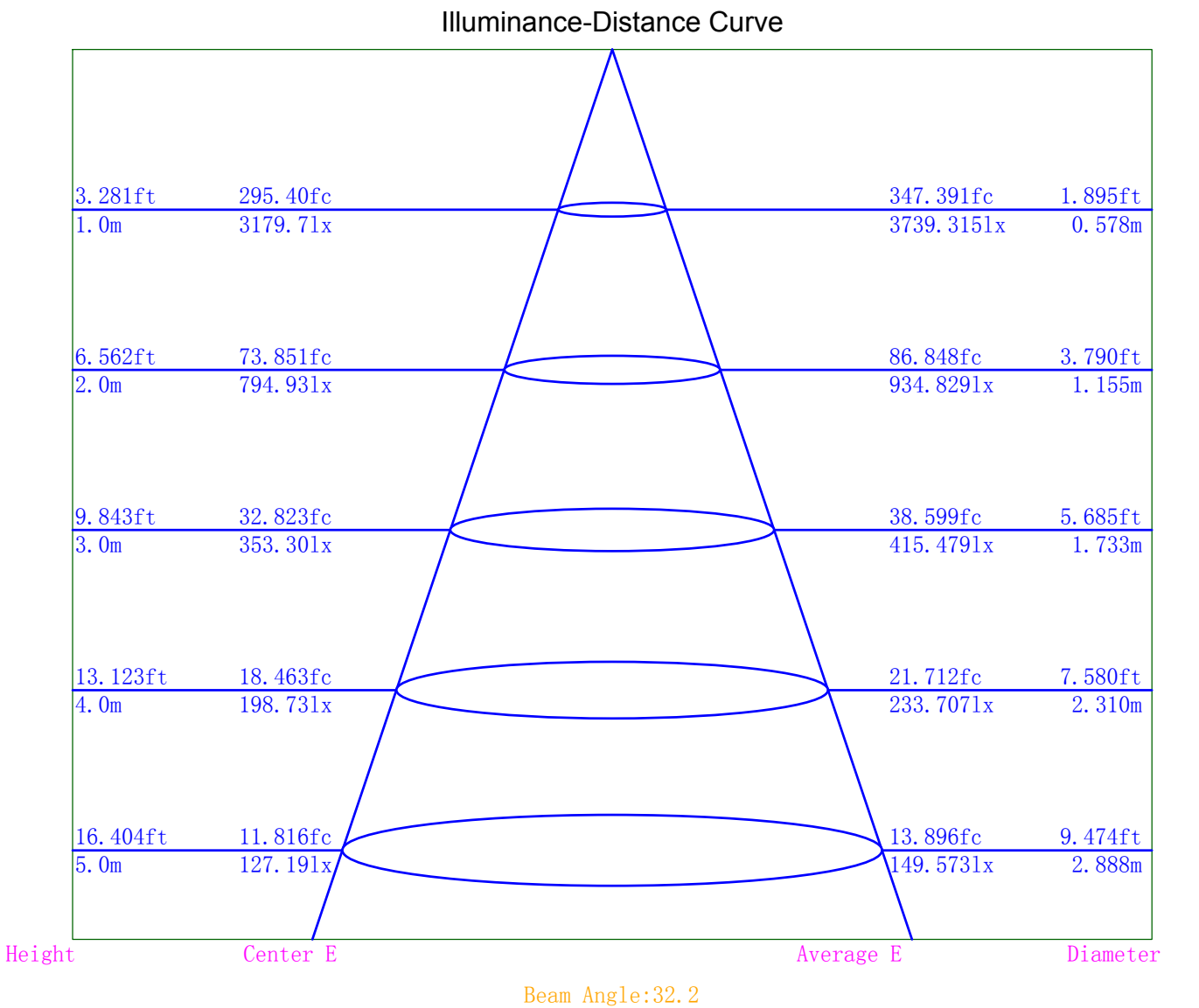
Space ISO Illuminance Curve



Space Plane Maximum Illuminance and @Angle:3210.51lx,2.0deg
Plane Maximum Lighting Intensity and @Angle:3216.380cd,0deg

Illuminance-Distance Diagram

Lum. Name:TR04-15-XX-01 2700K RA90 36D	Lum. Catelog:	Test ID:01
Lamp Name:	Lamp Catelog:LED	Test Lab:Quality Department
Manufacture:Shenzhen Norming Lighting Co., Ltd	Test Machine:GON-2000	Test Date:2020/07/09



Indoor Luminance Limiting Curves

Lum. Name: TR04-15-XX-01 2700K RA90 36D	Lum. Catalog:	Test ID: 01
Lamp Name:	Lamp Catalog: LED	Test Lab: Quality Department
Manufacture: Shenzhen Norming Lighting Co., Ltd	Test Machine:GON-2000	Test Date: 2020/07/09

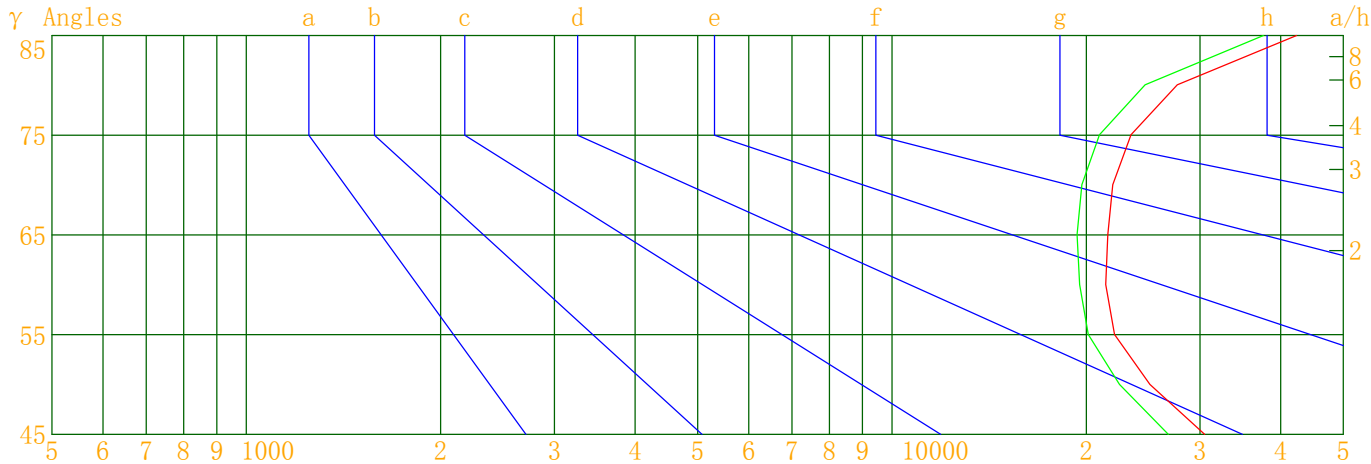
Glare Grade Table

GI	Quality	Using Illuminance							
1.15	A	2000	1000	500	<=300				
1.5	B		2000	1000	500	<=300			
1.85	C			2000	1000	500	<=300		
2.2	D				2000	1000	500	<=300	
2.55	E	a				2000	1000	500	<=300
			b	c	d	e	f	g	h

Luminance Table

Gama(deg)	45	50	55	60	65	70	75	80	85
C0	30496	25082	22114	21436	21592	21974	23460	27660	42330
C90	26798	22504	20135	19533	19344	19681	20957	24657	37609

Luminance Limiting Curve



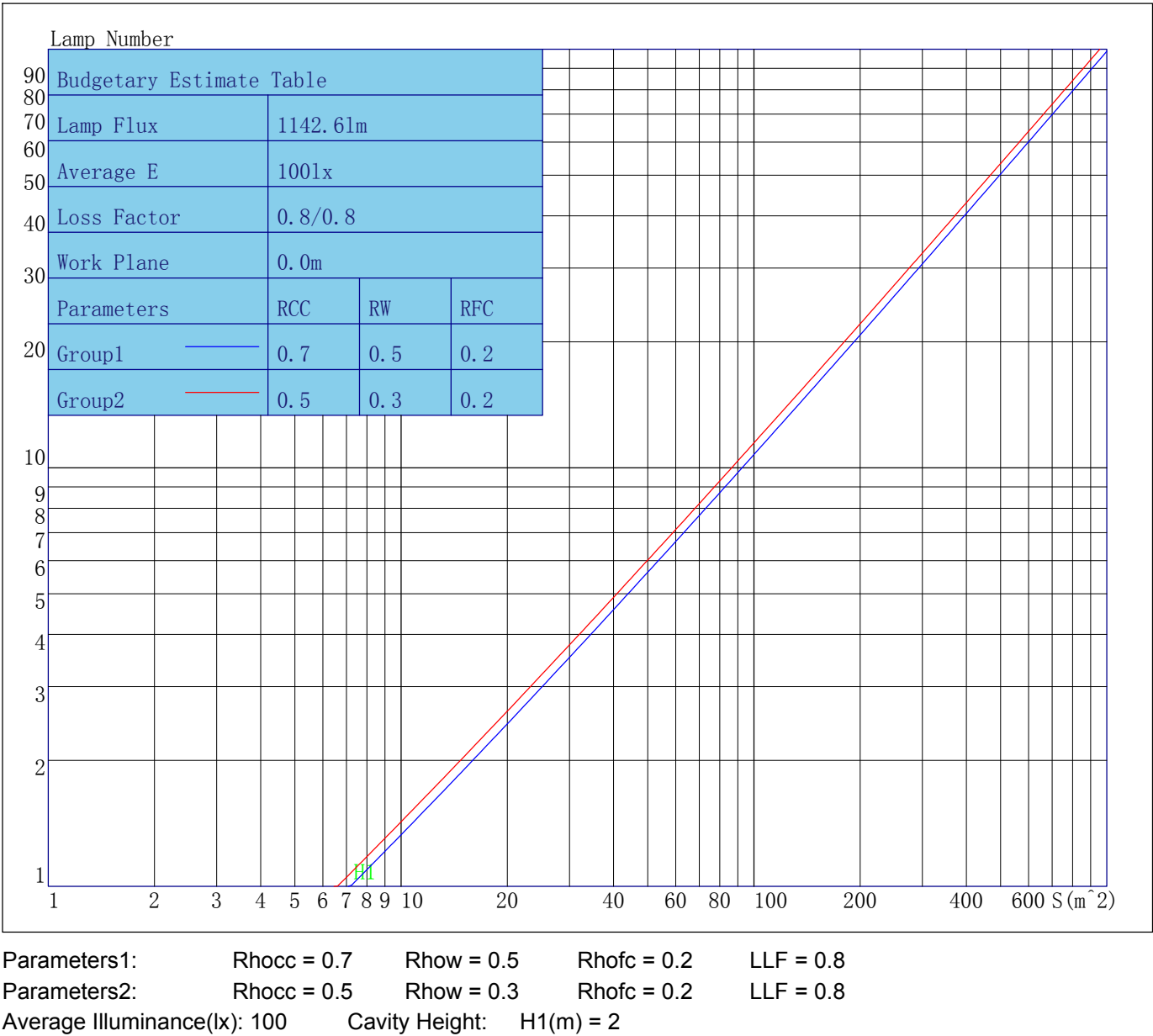
Luminous Size: Length(m)=0.000 Width(m)=-0.050 Height(m)=0.000 Area(m^2)=0.001963

Luminous Type: Without Luminous Side

Luminous Curves: C0-C180 Color: C90-C270 Color:

Indoor Budgetary Estimate Table

Lum. Name: TR04-15-XX-01 2700K RA90 36D	Lum. Catalog:	Test ID: 01
Lamp Name:	Lamp Catalog: LED	Test Lab: Quality Department
Manufacture: Shenzhen Norming Lighting Co., Ltd	Test Machine:GON-2000	Test Date: 2020/07/09



Indoor Coefficient of Utilization Table

Lum. Name: TR04-15-XX-01 2700K RA90 36D	Lum. Catelog:	Test ID: 01
Lamp Name:	Lamp Catelog: LED	Test Lab: Quality Department
Manufacture: Shenzhen Norming Lighting Co., Ltd	Test Machine:GON-2000	Test Date: 2020/07/09

Coefficients of Utilization - Zonal Cavity Method																		
Coef.	Effective Floor Cavity Reflectance RFC=0.20																	
RhoCC (%)	80				70				50			30			10			0
RhoW (%)	70	50	30	10	70	50	30	10	50	30	10	50	30	10	50	30	10	0
RCR	Coefficient of Utilization(%)																	
0	118	118	118	118	115	115	115	115	110	110	110	104	104	104	99	99	99	97
1	113	111	108	106	110	108	106	104	104	102	100	99	98	97	96	95	94	92
2	108	104	100	97	106	102	99	96	98	96	93	95	93	91	92	90	89	87
3	104	98	94	90	102	97	93	89	94	90	88	91	88	86	88	86	84	83
4	100	93	88	85	98	92	88	84	90	86	83	87	84	82	85	83	80	79
5	96	89	84	80	94	88	83	80	86	82	79	84	81	78	82	79	77	76
6	92	85	80	76	91	84	79	76	82	78	75	81	77	75	79	76	74	73
7	89	81	76	73	88	81	76	73	79	75	72	78	74	72	77	73	71	70
8	86	78	73	70	85	78	73	70	76	72	69	75	71	69	74	71	68	67
9	83	75	70	67	82	75	70	67	74	70	67	73	69	66	72	68	66	65
10	81	73	68	65	80	72	68	65	71	67	64	70	67	64	69	66	64	63

Unified Glare Rating Table

Lum. Name:TR04-15-XX-01 2700K RA90 36D	Lum. Catelog:	Test ID:01
Lamp Name:	Lamp Catelog:LED	Test Lab:Quality Department
Manufacture:Shenzhen Norming Lighting Co., Ltd	Test Machine:GON-2000	Test Date:2020/07/09

Unified Glare Rating Table

Ceiling RCC	0.70	0.70	0.50	0.50	0.30	0.70	0.70	0.50	0.50	0.30
Wall RW	0.50	0.30	0.50	0.30	0.30	0.50	0.30	0.50	0.30	0.30
Floor RFC	0.20	0.20	0.20	0.20	0.20	0.20	0.20	0.20	0.20	0.20
Room Size	Vewed crosswise					Vewed endwise				
X=2H Y=2H	18.0	18.9	18.4	19.3	19.7	17.4	18.4	17.8	18.8	19.1
	19.2	20.0	19.6	20.4	20.9	18.6	19.4	19.0	19.8	20.3
	19.8	20.6	20.3	21.0	21.5	19.2	20.0	19.7	20.4	20.9
	20.6	21.3	21.0	21.7	22.2	19.9	20.7	20.4	21.1	21.6
	21.0	21.7	21.5	22.1	22.6	20.3	21.0	20.8	21.5	21.9
	21.4	22.1	21.9	22.5	23.0	20.7	21.4	21.2	21.9	22.4
X=4H Y=2H	18.3	19.1	18.7	19.5	19.9	17.8	18.6	18.2	19.0	19.4
	19.7	20.4	20.2	20.9	21.3	19.2	19.9	19.7	20.3	20.8
	20.6	21.2	21.1	21.7	22.2	20.0	20.6	20.5	21.1	21.6
	21.5	22.0	22.0	22.5	23.1	20.9	21.4	21.5	22.0	22.5
	22.0	22.5	22.6	23.0	23.6	21.4	21.9	21.9	22.4	22.9
	22.6	23.0	23.2	23.6	24.1	22.0	22.4	22.5	22.9	23.5
X=8H Y=4H	20.9	21.3	21.4	21.8	22.4	20.3	20.8	20.9	21.3	21.9
	22.0	22.4	22.6	23.0	23.6	21.5	21.9	22.0	22.4	23.0
	22.7	23.0	23.3	23.6	24.2	22.1	22.5	22.7	23.0	23.6
	23.5	23.8	24.1	24.3	25.0	22.9	23.2	23.5	23.7	24.4
X=12H Y=4H	20.9	21.3	21.4	21.8	22.4	20.4	20.8	20.9	21.3	21.9
	22.1	22.5	22.7	23.0	23.6	21.6	21.9	22.2	22.5	23.1
	22.9	23.2	23.5	23.8	24.4	22.3	22.6	22.9	23.2	23.8
Variations with the objerver position at spacings										
S=1.0H	0.1/-0.1					0.2/-0.2				
S=1.5H	0.3/-0.3					0.3/-0.4				
S=2.0H	0.3/-0.4					0.3/-0.4				
Reduced UGR Table:										
Nordic Standard Table:	BK0					BK0				
Correction Value	3.5					3.5				

o the CIE Pub.117, data has been corrected, refers to the lamp's lumens 8.2flm.

IES Indoor Report

Photometric Filename:TR04-15-XX-01 2700K RA90 36D.IES

Candela Tabulation

V/H	C0.0	C90.0	C180.0	C270.0
γ 0.0	3179.71	3179.71	3179.71	3179.71
γ 1.0	3202.93	3194.89	3139.38	3161.01
γ 2.0	3216.38	3185.22	3089.85	3127.55
γ 3.0	3215.78	3164.92	3034.98	3078.34
γ 4.0	3200.11	3132.40	2959.99	3013.60
γ 5.0	3169.25	3088.18	2872.29	2932.16
γ 6.0	3117.48	3031.37	2769.29	2834.43
γ 7.0	3052.44	2960.50	2652.26	2722.45
γ 8.0	2969.83	2879.39	2526.95	2600.57
γ 9.0	2880.24	2782.23	2391.57	2463.27
γ 10.0	2777.43	2669.90	2249.15	2322.86
γ 11.0	2661.33	2550.91	2096.54	2168.88
γ 12.0	2533.99	2424.45	1939.11	2014.78
γ 13.0	2396.63	2287.07	1779.60	1857.31
γ 14.0	2253.00	2138.13	1620.93	1696.17
γ 15.0	2099.69	1988.06	1462.50	1533.44
γ 16.0	1946.09	1835.88	1305.72	1367.88
γ 17.0	1788.27	1680.52	1149.02	1201.66
γ 18.0	1630.07	1523.88	997.25	1041.97
γ 19.0	1467.84	1367.20	853.32	891.48
γ 20.0	1311.01	1216.63	723.03	756.14
γ 21.0	1155.60	1068.15	613.79	639.93
γ 22.0	1003.18	920.92	519.59	540.97
γ 23.0	856.71	781.83	439.19	456.92
γ 24.0	721.34	655.07	371.75	386.23
γ 25.0	602.01	544.04	315.45	326.68
γ 26.0	499.72	451.26	267.69	276.19
γ 27.0	416.00	372.70	228.09	234.73
γ 28.0	345.67	308.91	196.03	200.30
γ 29.0	288.44	255.42	170.37	172.82
γ 30.0	239.18	213.45	148.03	149.09
γ 31.0	202.37	181.70	127.93	131.49
γ 32.0	174.26	157.70	109.90	115.19
γ 33.0	153.43	139.56	93.50	100.68
γ 34.0	137.22	125.42	78.84	86.61
γ 35.0	124.01	112.04	65.94	73.94
γ 36.0	112.58	99.68	55.23	62.80
γ 37.0	101.07	87.62	47.06	53.82
γ 38.0	89.50	76.69	41.35	47.08
γ 39.0	78.81	67.01	37.31	42.15
γ 40.0	69.21	59.08	34.51	38.62
γ 41.0	61.24	52.63	32.57	36.07
γ 42.0	54.86	47.53	31.25	34.15
γ 43.0	49.77	43.36	30.26	32.58
γ 44.0	45.64	39.99	29.39	31.25
γ 45.0	42.34	37.21	28.26	29.98
γ 46.0	39.55	34.91	26.05	28.32

Candela Tabulation - (Cont.)

V/H	C0.0	C90.0	C180.0	C270.0
γ 47.0	37.22	33.00	24.15	25.96
γ 48.0	35.19	31.35	23.56	25.06
γ 49.0	33.36	29.85	22.99	24.44
γ 50.0	31.66	28.40	22.44	23.82
γ 51.0	29.76	26.63	21.85	23.23
γ 52.0	28.10	25.50	21.34	22.64
γ 53.0	26.96	24.47	20.82	22.07
γ 54.0	25.89	23.53	20.30	21.57
γ 55.0	24.91	22.68	19.78	21.06
γ 56.0	23.97	21.85	19.29	20.54
γ 57.0	23.15	21.14	18.79	20.02
γ 58.0	22.39	20.45	18.29	19.52
γ 59.0	21.67	19.79	17.72	18.98
γ 60.0	21.05	19.18	17.15	18.35
γ 61.0	20.42	18.53	16.55	17.74
γ 62.0	19.82	17.92	16.05	17.17
γ 63.0	19.21	17.32	15.47	16.57
γ 64.0	18.56	16.71	14.88	15.95
γ 65.0	17.92	16.05	14.28	15.31
γ 66.0	17.32	15.52	13.69	14.68
γ 67.0	16.69	15.00	13.13	14.08
γ 68.0	16.05	14.38	12.58	13.50
γ 69.0	15.38	13.80	12.03	12.93
γ 70.0	14.76	13.22	11.51	12.37
γ 71.0	14.16	12.68	10.99	11.82
γ 72.0	13.58	12.14	10.49	11.30
γ 73.0	13.02	11.63	9.99	10.77
γ 74.0	12.44	11.14	9.51	10.27
γ 75.0	11.92	10.65	9.04	9.79
γ 76.0	11.39	10.18	8.60	9.31
γ 77.0	10.89	9.72	8.16	8.85
γ 78.0	10.39	9.28	7.73	8.41
γ 79.0	9.90	8.84	7.32	7.96
γ 80.0	9.43	8.41	6.93	7.55
γ 81.0	8.96	7.99	6.54	7.15
γ 82.0	8.52	7.58	6.16	6.74
γ 83.0	8.08	7.19	5.81	6.36
γ 84.0	7.66	6.81	5.48	6.00
γ 85.0	7.24	6.44	5.15	5.66
γ 86.0	6.83	6.06	4.85	5.34
γ 87.0	6.45	5.72	4.62	5.09
γ 88.0	6.07	5.40	4.51	4.95
γ 89.0	5.71	5.08	4.41	4.84
γ 90.0	5.38	4.76	4.32	4.72
γ 91.0	5.11	4.53	4.24	4.63
γ 92.0	4.97	4.42	4.17	4.53
γ 93.0	4.88	4.34	4.09	4.45

IES Indoor Report

Photometric Filename:TR04-15-XX-01 2700K RA90 36D.IES

Candela Tabulation - (Cont.)

V/H	C0.0	C90.0	C180.0	C270.0
γ 94.0	4.78	4.28	4.03	4.37
γ 95.0	4.69	4.20	3.96	4.29
γ 96.0	4.61	4.14	3.90	4.22
γ 97.0	4.54	4.08	3.84	4.16
γ 98.0	4.47	4.03	3.79	4.09
γ 99.0	4.40	3.97	3.75	4.04
γ 100.0	4.34	3.92	3.71	3.99
γ 101.0	4.27	3.88	3.68	3.93
γ 102.0	4.21	3.83	3.64	3.89
γ 103.0	4.14	3.78	3.61	3.84
γ 104.0	4.10	3.73	3.57	3.80
γ 105.0	4.05	3.70	3.56	3.76
γ 106.0	3.99	3.66	3.54	3.74
γ 107.0	3.94	3.61	3.53	3.70
γ 108.0	3.89	3.57	3.51	3.68
γ 109.0	3.84	3.53	3.49	3.65
γ 110.0	3.78	3.49	3.49	3.64
γ 111.0	3.74	3.46	3.49	3.63
γ 112.0	3.70	3.43	3.49	3.61
γ 113.0	3.67	3.39	3.49	3.61
γ 114.0	3.63	3.36	3.50	3.60
γ 115.0	3.59	3.35	3.51	3.60
γ 116.0	3.56	3.33	3.53	3.62
γ 117.0	3.54	3.32	3.56	3.63
γ 118.0	3.52	3.30	3.59	3.65
γ 119.0	3.50	3.30	3.63	3.68
γ 120.0	3.49	3.30	3.68	3.72
γ 121.0	3.50	3.31	3.74	3.76
γ 122.0	3.50	3.32	3.81	3.82
γ 123.0	3.51	3.34	3.89	3.88
γ 124.0	3.53	3.38	3.99	3.96
γ 125.0	3.56	3.42	4.08	4.06
γ 126.0	3.60	3.48	4.20	4.15
γ 127.0	3.66	3.53	4.32	4.26
γ 128.0	3.72	3.62	4.46	4.39
γ 129.0	3.81	3.71	4.62	4.52
γ 130.0	3.89	3.81	4.78	4.67
γ 131.0	3.99	3.92	4.96	4.83
γ 132.0	4.11	4.05	5.14	5.01
γ 133.0	4.24	4.20	5.34	5.18
γ 134.0	4.39	4.34	5.53	5.36
γ 135.0	4.54	4.52	5.73	5.56
γ 136.0	4.71	4.70	5.94	5.76
γ 137.0	4.89	4.90	6.17	5.97
γ 138.0	5.08	5.10	6.40	6.19
γ 139.0	5.28	5.31	6.63	6.41
γ 140.0	5.49	5.51	6.85	6.63

Candela Tabulation - (Cont.)

V/H	C0.0	C90.0	C180.0	C270.0
γ 141.0	5.69	5.74	7.09	6.86
γ 142.0	5.91	5.96	7.34	7.08
γ 143.0	6.15	6.20	7.54	7.29
γ 144.0	6.38	6.41	7.78	7.51
γ 145.0	6.61	6.64	8.00	7.74
γ 146.0	6.84	6.88	8.22	7.95
γ 147.0	7.07	7.11	8.42	8.15
γ 148.0	7.30	7.32	8.62	8.35
γ 149.0	7.52	7.53	8.83	8.54
γ 150.0	7.75	7.74	9.01	8.73
γ 151.0	7.96	7.94	9.18	8.90
γ 152.0	8.16	8.14	9.35	9.05
γ 153.0	8.36	8.33	9.49	9.20
γ 154.0	8.55	8.51	9.62	9.35
γ 155.0	8.73	8.67	9.76	9.46
γ 156.0	8.90	8.81	9.86	9.56
γ 157.0	9.07	8.97	9.94	9.65
γ 158.0	9.20	9.12	10.02	9.73
γ 159.0	9.35	9.25	10.08	9.78
γ 160.0	9.45	9.34	10.12	9.83
γ 161.0	9.57	9.45	10.15	9.84
γ 162.0	9.65	9.53	10.15	9.86
γ 163.0	9.72	9.60	10.15	9.86
γ 164.0	9.78	9.66	10.14	9.86
γ 165.0	9.83	9.70	10.11	9.84
γ 166.0	9.86	9.72	10.10	9.83
γ 167.0	9.88	9.74	10.06	9.82
γ 168.0	9.87	9.73	10.06	9.81
γ 169.0	9.89	9.74	10.03	9.80
γ 170.0	9.88	9.75	10.04	9.79
γ 171.0	9.88	9.73	10.03	9.78
γ 172.0	9.88	9.73	10.02	9.80
γ 173.0	9.89	9.73	10.00	9.81
γ 174.0	9.89	9.74	10.02	9.83
γ 175.0	9.90	9.75	10.02	9.83
γ 176.0	9.92	9.77	10.04	9.87
γ 177.0	9.94	9.81	10.06	9.88
γ 178.0	9.96	9.84	10.08	9.91
γ 179.0	9.98	9.88	10.08	9.89
γ 180.0	9.98	9.98	9.98	9.98